

AeroMaster

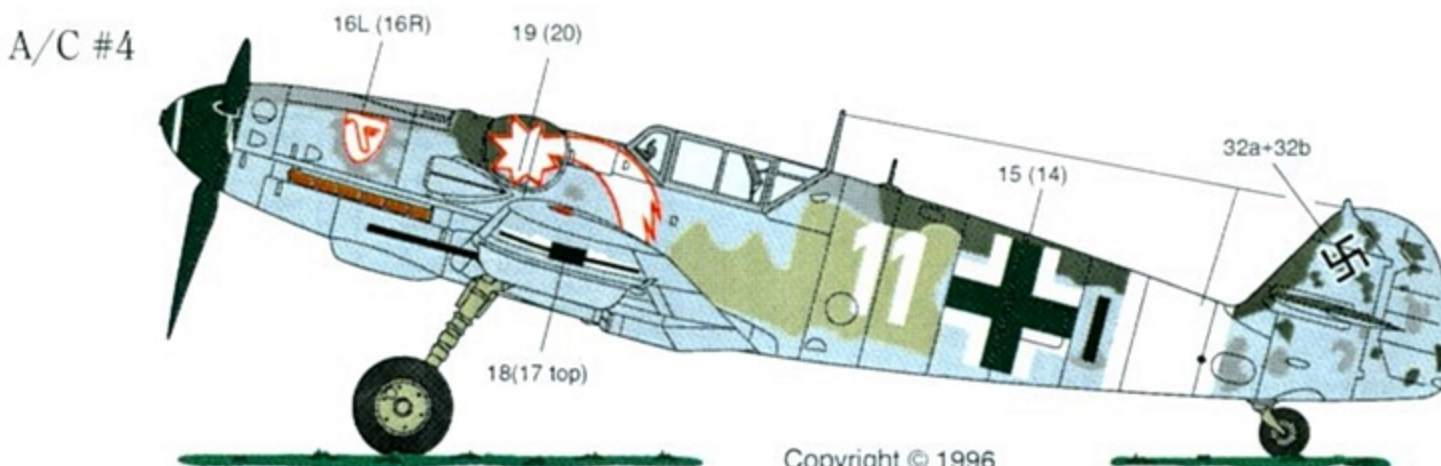
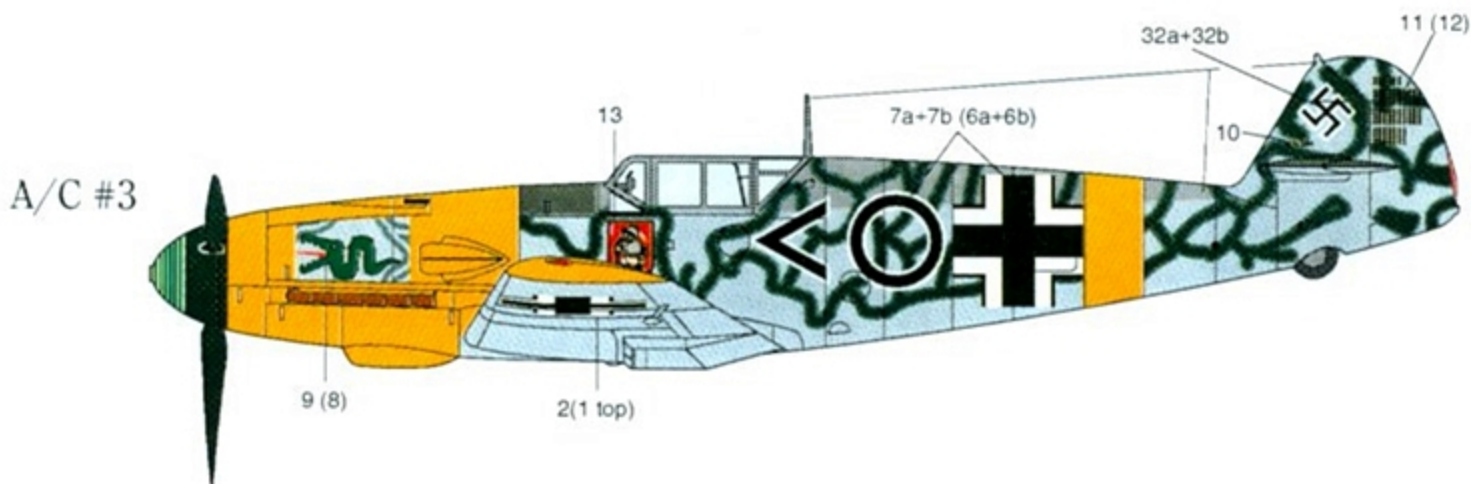
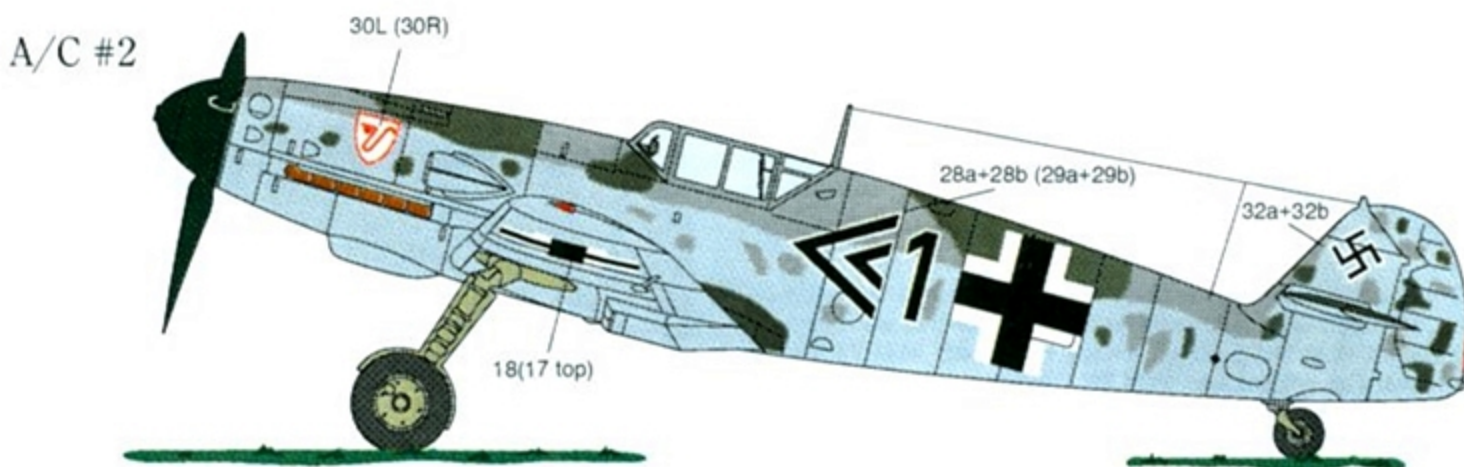
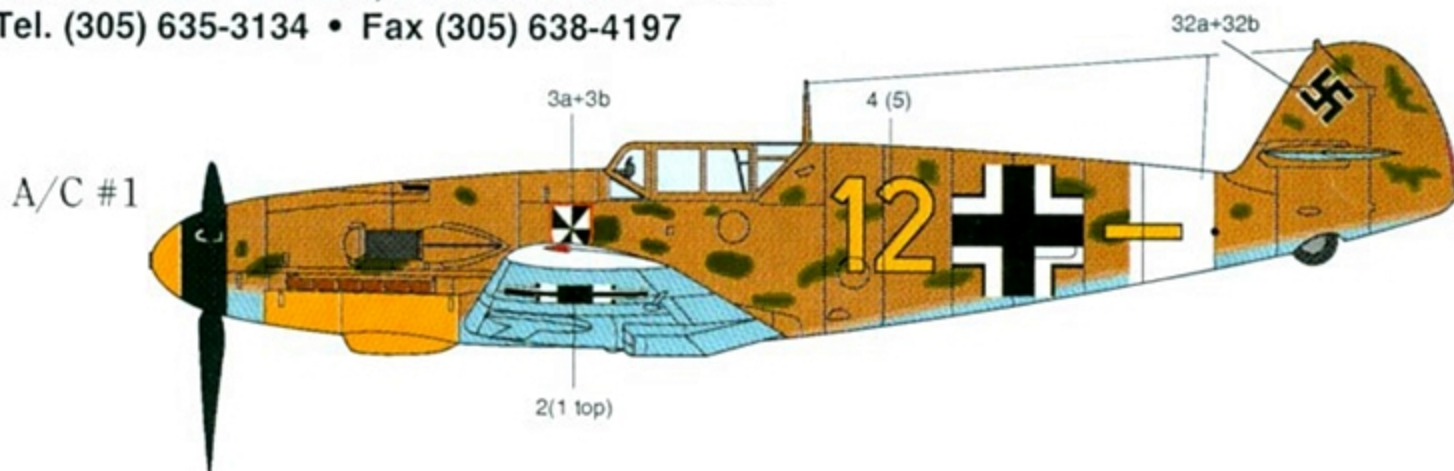
48-228



Bf-109s of JG 3

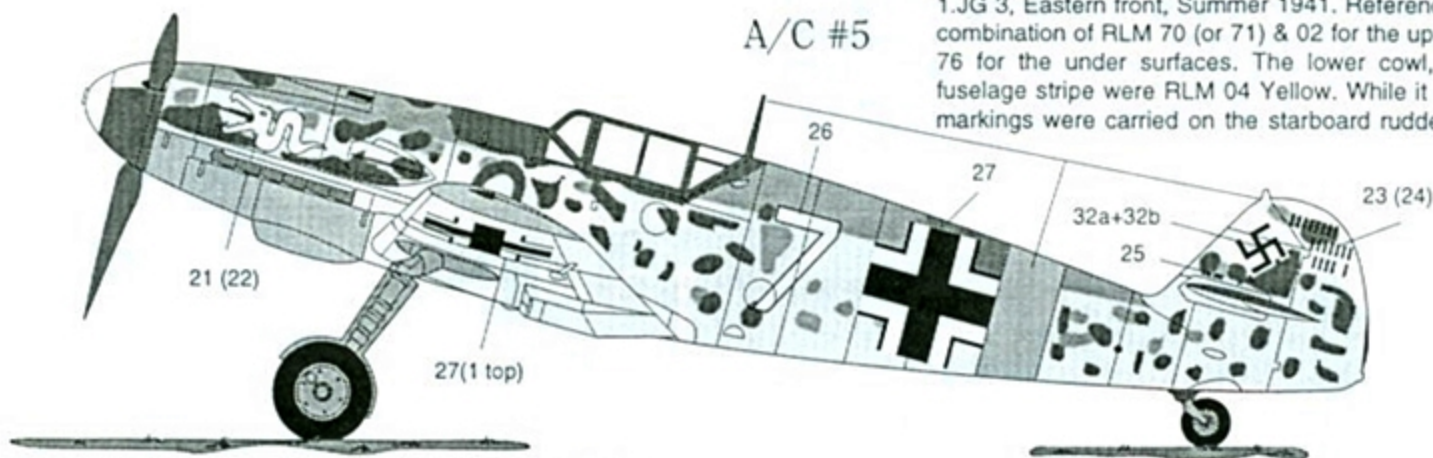


48-228

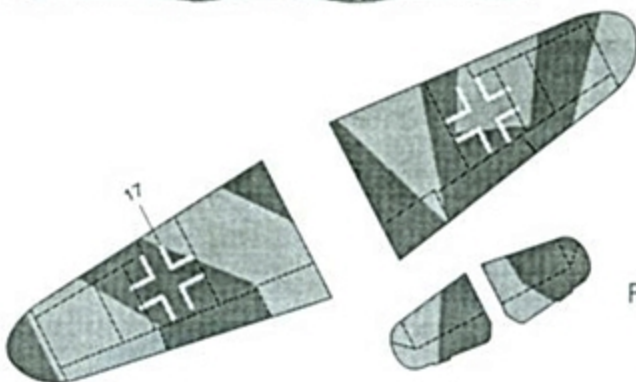


Copyright © 1996

RLM 02	RLM 04	RLM 70	RLM 74	RLM 75	RLM 76	RLM 78	RLM 79	RLM 80
FS 36165	FS 33538	FS 34050	FS 34086	FS 36122	FS 36473	FS 35352	FS 30215	FS 34052




Bf-109F-2, W.Nr. 6743, flown by Oblt. Robert Olejnik, Staffelkapitän 1.JG 3, Eastern front, Summer 1941. References report the unusual combination of RLM 70 (or 71) & 02 for the upper surfaces and RLM 76 for the under surfaces. The lower cowl, lower wing tips and fuselage stripe were RLM 04 Yellow. While it is not known if the kill markings were carried on the starboard rudder, it is likely that they



A/C #1

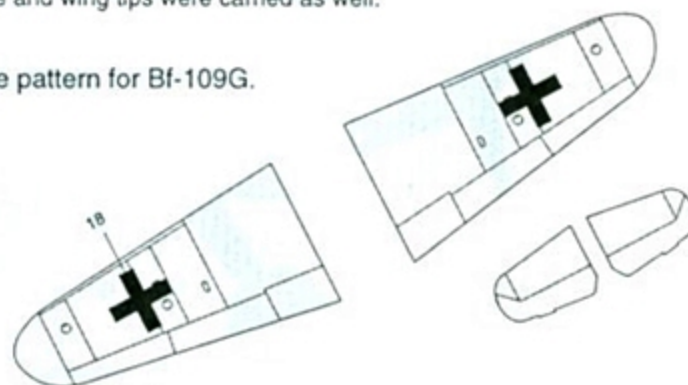
Bf-109F-4 trop, "Yellow 12" 6./JG 3, Sicily, 1942. The camouflage was the common desert scheme of RLM 79 on the upper surfaces and RLM 78 on the lower surfaces. The upper surfaces also had a sparse mottle of RLM 80. The spinner was RLM 70 with the forward half painted RLM 04 Yellow. The bottom of the cowl was also RLM 04. A White theater stripe and wing tips were carried as well.

Factory camouflage pattern for Bf-109G.



A/C #2

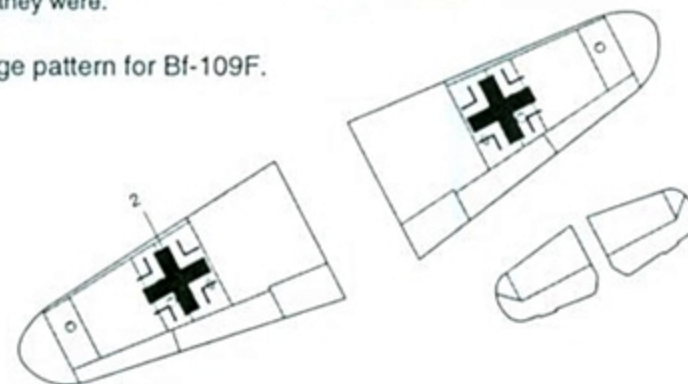
Bf-109G-4 flown by Hptm. Klaus Quaet-Faslem, Gruppenkommandeur of I./JG 3, München-Gladbach, Summer 1943. This aircraft was painted in the standard RLM 74/75 upper surface colors with RLM 76 lower surface colors. The spinner was RLM 70. References show the JG 3 "Udet" emblem as being handed. As this is somewhat uncommon, an extra "unhanded" version (decal 30) is provided as a substitute for decal 31 if desired.



A/C #3

Bf-109F-2, W.Nr. 6601, flown by Lt. Detlev Rohwer, Technischer Offizier of I./JG 3, Eastern front, Summer 1941. References show this aircraft to have a very unusual paint scheme. The upper wings were RLM 70 (or 71) & 02, the upper fuselage was RLM 75 with RLM 70 ripples, and the panel in front of the windshield was RLM 74. The lower surfaces were RLM 76. The cowl was RLM 04 (except for the patch where the emblem was applied), along with the lower wing tips and fuselage stripe. The spinner was RLM 70 or black with the forward half having White & Green concentric circles. While there is no direct evidence showing the kill markings as being applied to the starboard rudder, it is likely that they were.

Factory camouflage pattern for Bf-109F.



A/C #4

Bf-109G-6 "White 11", 7./JG 3, Winter 1943/44. The paint scheme was the standard RLM 74/75 upper surfaces with RLM 76 lower surfaces. A large patch of RLM 02 covers a previous tactical number. The spinner was RLM 70 (or black) with a White spiral. A White stripe was applied to the rear fuselage. This aircraft had the lower piece of the landing gear doors removed. Underwing cannons were installed on this aircraft.

Suggested Kits:

Hasegawa Bf-109F Family
Hobbycraft Bf-109G Family
Fujimi Bf-109G Family

References:

1. REVI Magazine, issue 2, 1995
2. Messerschmitt Bf-109F,G, & K Series, Prien & Rodeike, 1993.

If you have suggestions for future subject matter, AeroMaster would like to hear from you. Our goal is to provide high quality, well researched decals of unusual and interesting subjects. We value our customers' inputs, so if you have specific suggestions or photographs of unusual subject matter which you would be willing to share, please contact:

AeroMaster Decals™

3615 NW 20th Ave • Miami, Florida 33142 • USA

48-228

Recommended AeroMaster Warbird Colors			
Acrylic			
1004	Tire Black	1011	RLM 04 Gelb
1010	RLM 02 Grau	1021	RLM 65 Hellblau
1011	RLM 04 Yellow	1023	RLM 70 Schwarzgrün
1012	RLM 21 White	1024	RLM 71 Dunkelgrün
1013	RLM 22 Black	1025	RLM 74 Graugrün
1014	RLM 23 Red	1026	RLM 75 Grauvlett
1015	RLM 24 Blue	1027	RLM 76 Lichtblau

Recommended AeroMaster Warbird Colors			
Enamels			
9001	Black	9020	RLM 02 Grau
9002	White	9021	RLM 65 Hellblau
9003	Yellow	9023	RLM 70 Schwarzgrün
9004	Blue	9024	RLM 71 Dunkelgrün
9005	Red	9025	RLM 74 Graugrün
9010	Tire Black	9026	RLM 75 Grauvlett
9036	RLM 04 Gelb	9027	RLM 76 Lichtblau