

USTAR 優速達®

PRODUCT MODEL
UA-60004

請在組裝之前閱讀

- 小心用模型銼刀銼平所有零件表面的注射澆口。
- 小心用刀片切下蝕刻片零件,不要遺失小零件。
- 用強力快干胶水粘合蝕刻片零件和金属轴。过量的快干胶水使用可能导致可动零件会粘住,小心涂胶。
- 取蚀刻片时应特别注意安全,防止利边划伤手指。
- 某些零件表面需贴上水贴纸,请选择在装配的同时进行。
- 推荐模型工具(不包括在此套件中)
- 需要胶水,水口剪刀,长咀钳,刀片,锉刀,镊子钳,钻,剪刀,瞬间快干胶。
- 软布同砂纸同时也应该是必备工具。
- 请使用塑料胶水和油漆,模型内不含。
- 谨防小孩吸吮塑料零件,或者将塑料袋套在头上,制作时应将套材远离小孩接触。
- 本產品部份零件較細小,小心勿讓兒童誤放入口。
- 本產品與包裝上之圖片實物所示存在少許差異。
- 窒息警告-細小零件不適合3歲或以下之兒童。
- 本产品非玩具,适合14岁以上玩家及模型爱好者。

PLEASE READ BEFORE ASSEMBLY

- Remove all injection pins carefully using a modeling file
- Cut off the photo-etched parts carefully using a modeling knife. Be sure not to lose small parts
- Apply instant cement to photo etched parts and shafts. Apply too much instant cement will cause movable parts to stick. Apply cement carefully.
- Extra care should be taken to avoid personal injury when handling the photo etched parts.
- Some parts should depend on decals. Select prior to assembly
- Tools recommended: (Not included in this kit)
- Requires glue, nozzle scissors, long nose pliers, knives, trowels, tweezers, drills, scissors, instant quick-drying glue.
- Soft cloth and sand paper will also assist in construction.
- Glue and paints are not included in the kit. Use plastic cement or paints only.
- Keep out of reach of small children. Children must not be allowed to suck any part, or pull vinyl bag over the head.
- Choking warning - small parts are not suitable for children aged 3 or younger.
- There is a slight difference between the product and the actual picture on the package.
- This product is not a toy and is suitable for players over 14 years old and model lovers.
- This product slightly different from the actual picture shown on the package.

官方網站
Official website



官方微信
Official WeChat



需要膠水



需要鑷子鉗



需要粘膠




十四歲以上



0-3



紙
台紙



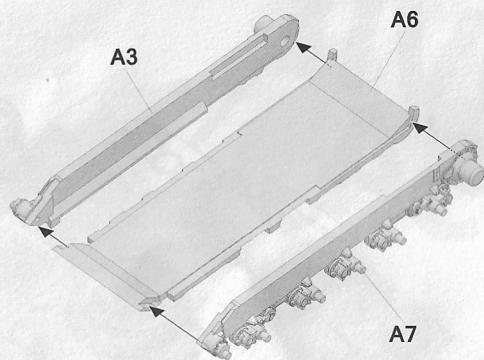
蘇聯T-54中型坦克

SOVIET T54 MAIN BATTLE TANK

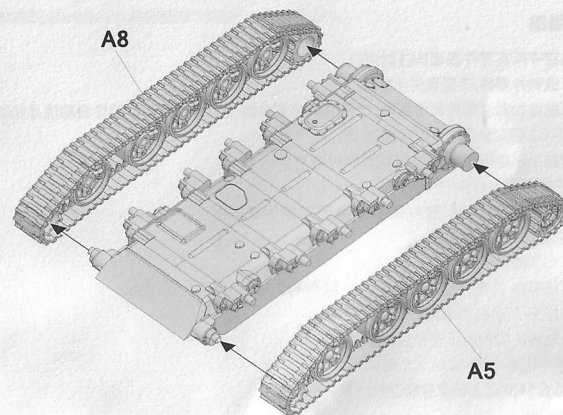
說明書

INSTRUCTION MANUAL

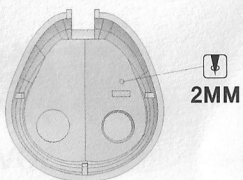
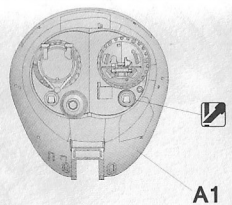
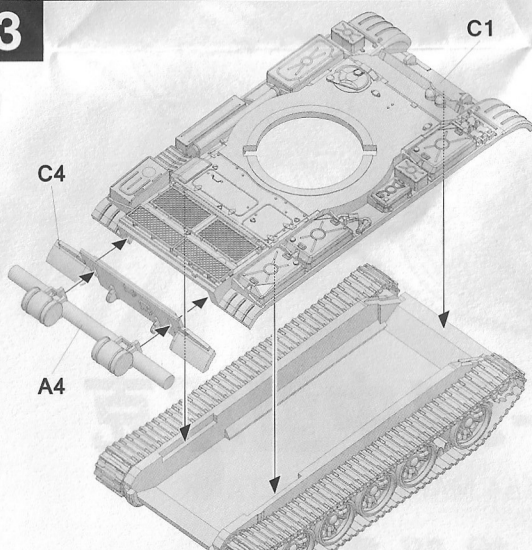
1



2



3



4

